

VSTE22




Using **Multimedia** Text Sets for **Student Knowledge** Construction

Ruth Okoye
Karen Streeter

Monday, December 4, 2022

Brought to you by ***The Source for Learning, Inc.***, a nonprofit that has been providing educational resources for more than 40 years.



Resources for Today's Session

Complete the form with your name & email for access to the slide deck and a few extras that we'd love to share with you.



bit.ly/3FoUW35

Background Knowledge



Vocabulary

Many studies have shown that vocabulary knowledge and background knowledge can help students read and comprehend better. Background knowledge helps students make successful inferences.

Background Knowledge

Plays a strong role in linking students' past learning to new learning.

Multimedia Text Sets

Anything can be a “text”

Builds Background Knowledge

Adds to the study of the content

Contextual meaning on a topic

Multiple ways to engage the learner

Cell Cycle Explained:

THE CELL CYCLE

Why cells divide? click on the picture

Lets Play a Game:

Click the picture to see the scale of cells and more

coffee bean

Times regular, 12 point

Why are cells so small?

MITOSIS

Cell Cycle

Ever wonder what happens when cells going crazy?

A tumour is forming

Cancer cells dividing

Normal cells

Listen to Me:

LY CELL LIFE

Read Me:

Just call me Library Girl!

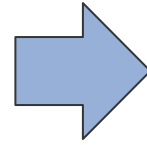
Watch cells divide:

Click the picture to Learn:

More Mitosis Music:

THE MITOSIS SONG

Test your knowledge:



Choose a Picture Prompt that looks intriguing and post your response online.

Test yourself with our most recent News Quiz.

Analyze any of the entries in our What's Going On in This Graph feature. What do you notice?

The Learning Network Choice Board

A menu of 10 activities - including telling a story, analyzing a photo, watching a short film and more - for you to try at home or in school. For students 13 and up.

Click on each box to complete the activity of your choice.

Pick and complete any Lesson of the Day you like.

Be a part of our Film Club by watching and commenting on a short documentary.

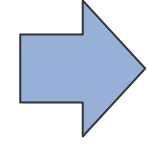
Select a Word of the Day and make a 15-second video like these to define it.

How much do you know about the world's nations? Take one of our Country of the Week quizzes.

Find an intriguing image from What's Going On in This Picture and answer the 3 questions about it.

Post a comment on a recent Student Opinion Question or reply to someone else's response.

Visit our Homepage, click on and complete whatever activity looks most interesting.



bit.ly/Laouit

Should Native Americans Be Mascots?

ENGAGE	Watch THIS VIDEO as a whole group. During the video, students respond to the questions about the video on THIS FORM .				
EXPLORE	CLICK HERE to view the student responses. Discuss as a class. Start forming your opinion about whether or not Native Americans should be mascots.				
EXPLAIN	Students CLICK HERE for further reading. Record your thinking on the Doc and collect data for a discussion.				
APPLY	Time to take a stand! List your thinking below for both sides of the debate. Consider both sides of the debate. At the end of this discussion, you will be asked to choose a side of the argument.				
	<table border="1"> <tr> <th>Native Americans Should Not Be Mascots</th> <th>Native Americans Can Be Represented as Mascots</th> </tr> <tr> <td></td> <td></td> </tr> </table>	Native Americans Should Not Be Mascots	Native Americans Can Be Represented as Mascots		
Native Americans Should Not Be Mascots	Native Americans Can Be Represented as Mascots				
SHARE SMALL GROUPS	Guide students through the Argument Protocol listed below: <ul style="list-style-type: none"> 1. Meet with those that share your position. Collect common reasons. 2. State your case in front of your opponent. Jot opposing points. 3. Meet with those that share your position again. Collect your rebuttal points. 4. Give your rebuttal in front of your opponent. 5. Draw conclusions. Change sides? 				
REFLECT	<ul style="list-style-type: none"> → Hearing my opponents thinking helped me to ... → From this argument, I learned that ... → Listening for evidence was ... → I changed my opinion when my partner said ... → What do you think you should do with your opinion? 				

created by @eddyhilton

The progression from MMTS to HyperDoc


Using text sets increases:

- Engagement
- Background Knowledge
- Student choice
- Access to the content


The image displays a grid of 16 interactive text set cards related to cell division. The cards are arranged in a 4x4 grid and include various educational resources:

- Cell Cycle Explained:** A card with a DNA double helix and the title "THE CELL CYCLE".
- Why cells divide? click on the picture:** A card with a microscopic view of cells.
- Lets Play a Game:** A card featuring a video game controller.
- Click the picture to see the scale of cells and more:** A card showing a scale comparison between a coffee bean and a grain of rice, with the text "Times regular, 12 point".
- Why are cells so small?:** A card with a diagram of a cell and the word "MITOSIS".
- Cell Cycle:** A central card with a large image of cells and the title "Cell Cycle".
- Ever wonder what happens when cells going crazy?:** A card with a diagram of a tumor and the text "A tumour is forming" and "Cancer cells dividing" vs "Normal cells".
- Read Me:** A card with the title "Just call me Library Girl!" and a list of books.
- Listen to Me:** A card with a video thumbnail titled "CELL LIFE".
- Watch cells divide:** A card with a diagram of a cell in the process of dividing.
- Click the picture to Learn:** A card with a microscopic view of cells.
- More Mitosis Music:** A card with the title "THE MITOSIS SONG".
- Test your knowledge:** A card with a cluster of question marks.


Template design by Genevieve Pasquini • HyperDoc by Lisa Highfill



Examples of Multimedia Text Sets (MMTS)




Brainstorming Together




Open **Vevox.app** or scan the QR code.
You'll be prompted to share an idea on where, in your curriculum, you'll be able to see this strategy being used.






Finding images to include in your Multimedia Text Set.

- CC0 Images
- Content Related
- Free to use



**Finding other
multimedia texts.**

Interactives



Introduction to the MMTS Planning Form

Resources for Today's Session

Complete the form with your name & email for access to the slide deck and a few extras that we'd love to share with you.



bit.ly/3FoUW35

Thank you for
joining us!

