

SUMMIT 24



# Nifty 50: Tools to Create - Build School-wide Literacy with Student Choice

Tuesday, July 23

9:15 - 10:15 AM

# SUMMIT 24




Melissa Henning

@MrsMHenning

Pennsylvania

Brought to you by ***The Source for Learning, Inc.***, a nonprofit that has been providing educational resources for more than 40 years.



# Resources for Today's Session

Complete the form with your name & email for access to the slide deck and a few extras that we'd love to share with you.



<https://survey.zohopublic.com/zs/QtBq6j>



Blooket is a digital review game built for classroom use. Educators create game sets, and students join on their device to play a variety of game options using the provided ...[less](#)

Blooket is a digital review game built for classroom use. Educators create game sets, and students join on their device to play a variety of game options using the provided code. Games include options for solo or group play. Build sets using your own questions or search Blooket's library to find games created by other educators. Save favorite sets to your account for later use, then duplicate sets and edit to fit your needs when ready to play. Blooket also offers the option to import quizzes directly from Quizlet, [reviewed here](#). As students join a game, they choose a Blook, a character that serves as an avatar. When ready, choose the "host" option to begin play by selecting a game mode and following prompts. Some games offer the ability to assign homework, allowing students to complete the game within the selected time frame.  
*tag(s):* [assessment \(142\)](#), [Formative Assessment \(66\)](#), [game based learning \(174\)](#), [gamification \(74\)](#), [quizzes \(89\)](#), [vocabulary \(231\)](#), [vocabulary development \(91\)](#), [worksheets \(68\)](#)

#### IN THE CLASSROOM

Discover and use Blooket's many engaging games as a resource for practicing and reviewing information within any area of content. Use the score results to provide feedback for guiding further lessons. Some games are more fast-paced than others; use this to your advantage by sharing different versions for different groups of students. Use Blooket to differentiate instruction by adjusting the difficulty of question sets based on student abilities. Introduce new content using Blooket as a pre-assessment before starting any new unit. Use Blooket as an ice-breaker or get-to-know-you activity at the start of the school year or at the beginning of a new semester to build comradery within your classroom.

#### Edge Features:

Requires registration/log-in (WITH email)

Products can be shared by URL

Includes teacher tools for registering and/or monitoring students



# POLL



Open VEVOX in a new browser or on a mobile device to join the poll.

You will be prompted to enter your FIRST and LAST name.

**DON'T CLOSE VEVOX** after answering this poll as we will be back for another poll later in the presentation.



# Media Creation Projects



- **Teletype**

- Create blogs, articles, notes, podcasts and more

- **Telegra.ph**

- No registration needed. Students can create blogs and publish (and edit even after they publish).



**Blog Creators**



# Tools to Create and Edit Images

**Blabberize** (pictures that talk)

**Pablo** (create your own image)

**Phrase.It** (images with speech bubbles)

**Add Text** (add text to any photo)

# Digital Storytelling



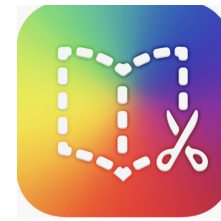
## ABCYa Storymaker Grades K-5

Create simple stories with no registration needed. Students can use lined paper or add their own drawings using the provided tool. Add pages as needed. Print or download when finished.



## Write Reader Grades K-6

Students create stories with text, audio, and video. On the other side of the page, there is a teacher writing area for teachers to leave feedback, ask additional questions, or rewrite any kid writing.



## Book Creator Grades K-12


Another great option for creating digital storytelling books with multimedia effects. There are various sizes and layouts for book design. There are templates for students to use and the books can be organized into class libraries.

# Digital Storytelling




## Elementari Grades 3-12

Create digital stories with coding features too! Add drag-and-drop text, illustrations, shapes, and integrate coding. There are also free images, backgrounds, audio, and more.



## Knight Lab Grades K-12

Younger students will need some help with this tool. There are several digital storytelling options: timelines, story maps, story lines, VR stories, and frame comparisons.



## Brush Ninja Grades 4-12

Digital storytelling with a touch of art! Use the paintbrushes to draw in each frame of the story. Use the timeline feature to make your story into animation.

# Adobe Tools to

## Create

- Adobe Express Free Video Maker
- Adobe Free Comic Strip Maker
- Adobe Animate from Audio
- Adobe Express for Education (flyer, web page, and more)



# Presentation Tools

Animoto

Create videos and  
slideshowes

EdPuzzle

Add questions in  
your own voice

Smore

Multimedia  
newsletter

Text2Voiceover

Add voiceover to  
YouTube videos

MoocNote

Add comments  
and links to videos

Timeliness

Create interactive  
video experiences

Presentious

Slides with voice  
or screencast

Genially

50+ presentation  
templates

ScreenPal

Online screen  
recorder

# POLL



Open VEVOX in a new browser or on a mobile device to join the poll.

**DON'T CLOSE VEVOX** after answering this poll as we will be back for another poll later in the presentation.

# School-Wide Literacy

## What is it?

### One Tool - One Year

All of the students in the school learn one tool per year. As they go through elementary school their tech toolkit grows. If new students move to the school, “expert” student coaches are able to teach the new students the tools from previous years. As the students get older, they have more project options to show what they know.

## Teacher Benefit

Teachers learn one tool. If a teacher is in first grade, they teach the same tool each year - become masters at that tool. Expert students can help with other tools.



# How it Works

## Building School-Wide Literacy

- Students learn one tool per year (maybe two)
- Teachers only need to master one tool
- As students get older, they have more tool options
- Experts can assist new students (or teachers)
- School-Wide Literacy promotes digital citizenship





# Tools for Literacy



## Kindergarten Write Reader

Kid writing and drawing. Great way to practice writing simple words in the book. Teachers have an area for correction. This is a book tool that will work for grades K-3 easily.



## Grade 1 Adobe Express Free Video Maker

With minimal writing required, this tool is ideal for younger grades, but useful for all grades. Add images, videos, text, audio (such as students' voice).



## Grade 2 Padlet

Many ready-to-go templates for all subject, but all work in the same manner. If students learn how to add a post - they can do any of the templates. The post options include camera, drawing, and video for weaker readers and MLLs.



# Tools for Literacy



## Grade 3 Canva Templates

This one is a huge site and there are ready-to-go templates for all grades PreK - 12. There are also blank templates for comics, timelines, posters, presentations, slides, videos, and more.

Title

Your name

Your story...

## Grade 4 Telegra.ph

Simple tool to create a blog - no registration needed. No URL is needed, you can edit by simply having the original URL. Students can put images and videos in their blog post. Share blog post URLs with other students.



## Grade 5 Sway

Create beautiful digital stories (travel brochures or whatever you need) using Sway. It has a simple drag-and-drop interface. Use for summarizing and descriptive language. This is device agnostic - so will work on web or app.



# 25 MORE Media Projects to Promote Student Choice



- Padlet Blank Board
- Padlet AI (recipes)
- Wakelet
- Listly



Curation Tools



# Audio Tools



## Podbean Grades 6-12


Create free podcasts and a website to show what you know. This is a great option for those students who may not be strong writers. Podbean offers five hours of free podcasting per month.



buzzsprout

## Buzzsprout Grades K-12

Buzzsprout is a simple-to-use podcast maker for all grades. Free accounts include 2 hours of podcasting per month. Uploads remain available for 90 days. Share the link to students' podcasts to families.



## Online Voice Recorder Grades K-12

This recorder is as simple as clicking the record button. There is no time limit and the audio can be clipped when finished. No registration is required. Save as MP3 file.

# Canva Power Tools

The Canva logo is displayed in a white, cursive font against a blue-to-purple gradient background. The background of the entire slide is yellow with a teal border.

- Timelines
- Comic Strips
- Infographics
- Presentations
- Videos
- Flyers
- Graphs and charts
- Templates ready-to-go for grades K-12

1

## SWAY

Create engaging digital stories as interactive presentations or brochures using simple drag-and-drop features. Add many forms of media (video, images, links, and more).

2


## Designer

Create the perfect prompt (using descriptive language) and have Designer provide 3-4 options of images. Students can create visually appealing title slides, a scene from a story, and more.

3

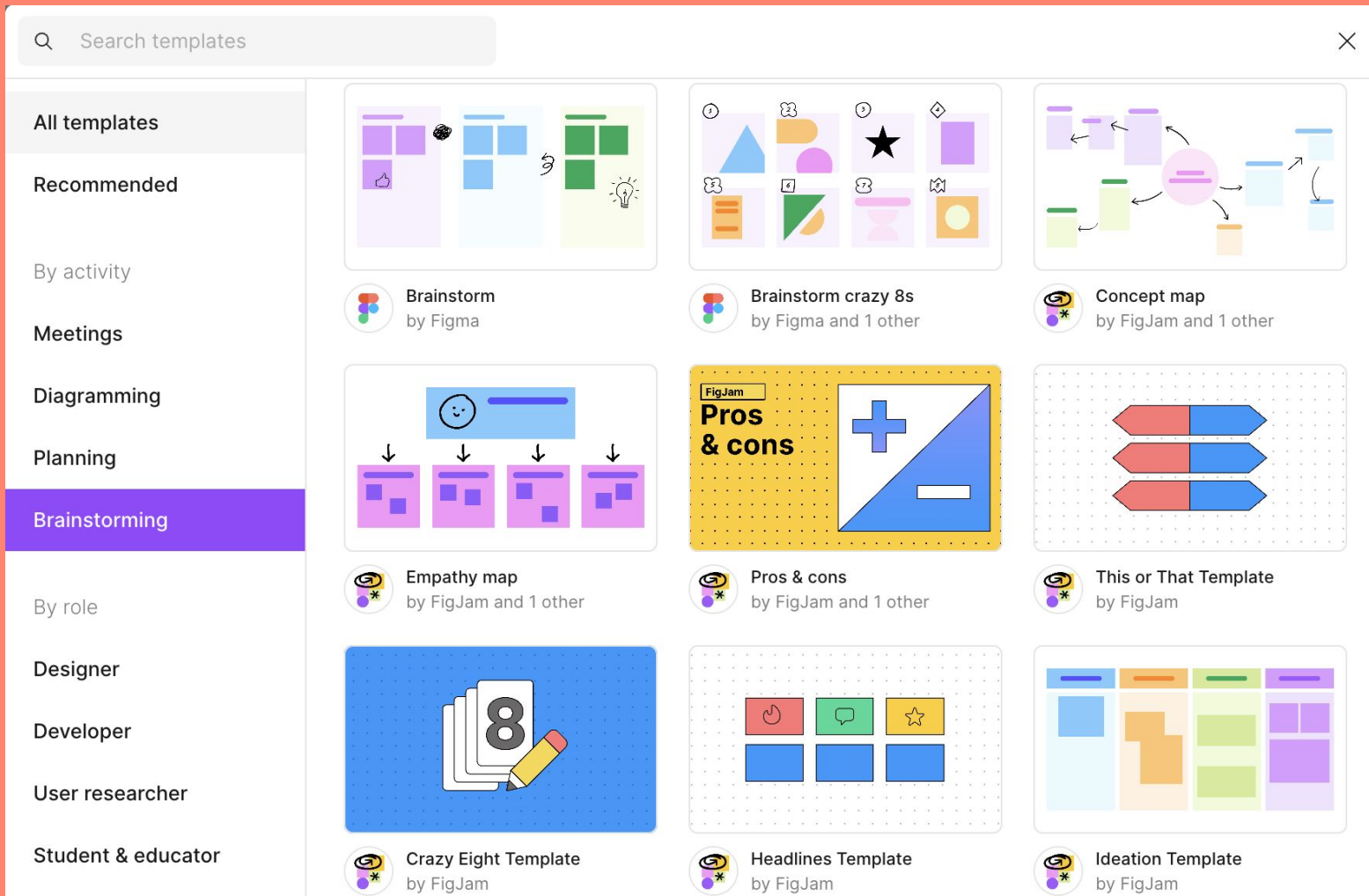
## PowerPoint

PowerPoint online (or Google Slides) can be used to create collaborative slide presentations. Working individually or with a partner, students can create presentations to demonstrate their understanding of science concepts, reasons behind historical events, how the election works, a book report alternative, and many other project ideas.



# Microsoft Tools for Media Creation

# FigJam (10 tools in 1)



## Collaborative Whiteboard Education Templates

Templates include: brainstorm, concept map, empathy map, pros and cons, storyboard, story map, essay planning, vision boards, research plan, bar graph maker, 3-2-1 student reflection, I like - I wish - I wonder, Venn diagram, timeline, family tree, pie chart, and many others.

### More options to add:

Sticky notes (change the color), drawings, add shapes and arrows to connect concepts, timers, music, stamps, and much more.



# ClassTools

1

## Image Annotator

Create virtual hot spots on images that you upload. At each hotspot you can add text or a link to share more information. Use this when students are labeling a cell, locations on a map, people in a photo, and more.

### IMAGE ANNOTATOR

- Upload your image
- Click to create hotspots
- Generate a link to share
- Embed in your website



UPLOAD YOUR IMAGE

2

## Breaking News Generator

Fill in the blanks to create your own breaking news. Add the description, date, image, and other information to share an historic event, a current event, a scene from a book, results of a science experiment and more.

3

## Fakebook

Create a fake Facebook page about a famous person in history, from today, or from a book.

4

## Venn Diagram

Create a 3-circle Venn diagram to demonstrate understanding about how things are related.



### Breaking News Generator!

#### News Channel

BBC News

#### Headline

No news today

#### Description

Huw Edwards doesn't even have a story ab

#### Date

2017

#### Place

Cardiff

#### Upload a (draggable!) Image

Choose File No file chosen



Tweet

Next sample

Download Image

# Final Round-Up Mix



## Trading Card Creator Grades 2-9

Create trading cards with names, photos, and information. Use this for students to show what they know about historical figures or politicians or characters from a story.



## Cube Creator Grades 2-12

Cube creator offers four options: Bio Cube, Story Cube, Mystery Cube, and create your own. Students just follow the prompts to fill in the information that they have learned.



## Noteflight Grades 4-12

Perfect for music class, orchestra, band, or choir - Noteflight allows students to create their own music. Use in history class for students to do some research and then to create music from different time periods.

# POLL



Open VEVOX in a new browser or on a mobile device to join the poll.

**DON'T CLOSE VEVOX** after answering this poll as we will be back for another poll later in the presentation.



# Resources for Today's Session

Complete the form with your name & email for access to the slide deck and a few extras that we'd love to share with you.



<https://survey.zohopublic.com/zs/QtBq6j>